



# FibreGuard

Stain Free Technology



The fabrics in our new Studio Performance collection have been treated with **FibreGuard**, which **builds permanent spill and stain protection into the fibre structure**. Built-in stain repel and release technology makes cleaning easy. Since the protection is built into every fibre, it will last the life of the fabric.

*Maxwell*  
EXPRESSIONS IN FABRIC



FibreGuard fabrics are low maintenance and easy to clean; from ballpoint pen, to coffee, mud, red wine, and ketchup, common household stains are easily removed. The best way to protect fabrics is to remove spills and stains from them as soon as possible. Soil and stains can be removed from FibreGuard fabrics using mostly water; stubborn stains may require a small amount of household soap.







### Studio Performance – Chenille

Pattern Dacha is a comfortably plush chenille with a touch of sheen; the perfect choice for residential or commercial settings, with the added benefit of FibreGuard.

[Pattern Dacha passes 200K double rubs Wyzenbeek](#)

### Studio Performance – Texture

Nico is a standout pattern in the FibreGuard collection. It is a chunky, soft basket weave with a deep colour line, including fashion-forward quartz pink and a range of blue tones.

[Pattern Nico passes 30K double rubs Wyzenbeek](#)

### Studio Performance – Tweed

Delphi is a classic tweed updated with fresh, European colouring and the soil and stain repellence of FibreGuard.

[Pattern Delphi passes 190K double rubs Wyzenbeek](#)


























## How to clean FibreGuard fabrics:

1. Remove any remaining stain residue with a flat utensil.
2. Apply water to the stain and blot using a white paper towel (do not rub in a circular motion). Repeat the process until the stain residue is no longer visible on the paper towel.
3. Apply more water to the area (for stubborn stains, a normal household bar of soap may be necessary) and gently rub with a microfiber cloth. Use circular movements for best results. Repeat the process until completely removed (when using soap, use intermittently).
4. Allow the fabric to dry naturally. Do not apply heat.

[www.fibreguard.com](http://www.fibreguard.com)

## Optimal cleaning method:

	CHENILLE	TEXTURED
Blood		
Coffee		
Ketchup		
Lipstick		
Mud		
Pen		
Red wine		
Silly putty		
Urine		
Vomit		
Wax crayon		

 USE ONLY WATER

 USE SOAP INTERMITTENTLY





EASY TO CLEAN  
HIGH PERFORMANCE  
DURABLE  
CHILD AND PET FRIENDLY



1-800-663-1159

[www.maxwellfabrics.com](http://www.maxwellfabrics.com)